

GHB-PLCC-CW

Features

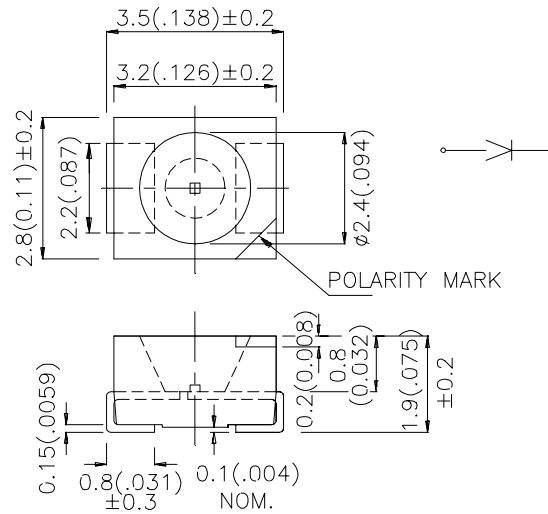
- ✓ SINGLE COLOR.
- ✓ SUITABLE FOR ALL SMT ASSEMBLY AND SOLDER PROCESS.
- ✓ AVAILABLE ON TAPE AND REEL.
- ✓ IDEAL FOR BACKLIGHTING.
- ✓ PACKAGE: 1500PCS/REEL.

Description

The blue source color devices are made with InGaN on SiC Light Emitting Diode.

3.5x2.8mm SURFACE MOUNT LED LAMP

Package Dimensions



Notes:

1. All dimensions are in millimeters (inches).
2. Tolerance is 0.1(0.004") unless otherwise noted.
3. Specifications are subject to change without notice.

Selection Guide

Part No.	Dice	Lens Type	Iv (mcd) @ 20 mA		Viewing Angle
			Min.	Typ.	
GHB-PLCC-CW	WHITE (InGan)	WATER CLEAR	70	150	120°

Note:

1. 1/2 is the angle from optical centerline where the luminous intensity is 1/2 the optical centerline value.

Electrical / Optical Characteristics at T_A=25 C

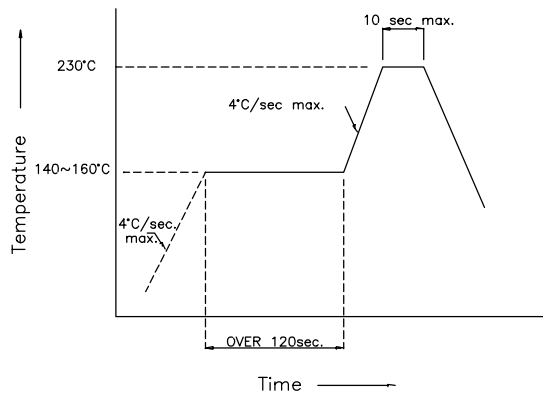
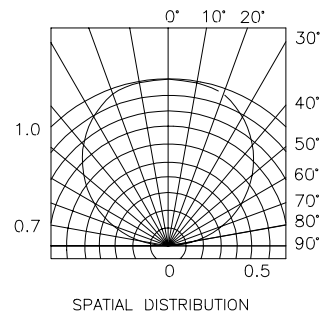
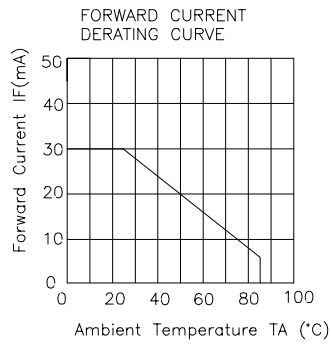
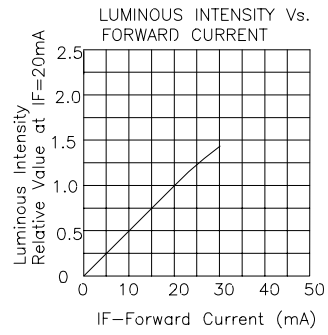
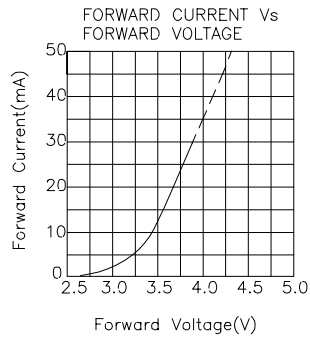
Symbol	Parameter	Device	Typ.	Max.	Units	Test Conditions
V _F	Forward Voltage	White	3.7	4.0	V	I _F =20mA
I _R	Reverse Current	White		10	uA	V _R =5V
X	Chromaticity Coordinates	White	0.34			
Y			0.36			
C	Capacitance	White	110		pF	V _F =0V, f=1MHz

Absolute Maximum Ratings at T_A=25 C

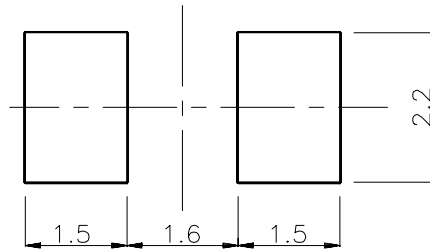
Parameter		Units
Power dissipation	102	mW
DC Forward Current	30	mA
Peak Forward Current [1]	150	mA
Reverse Voltage	5	V
Operating/Storage Temperature	-40 C To +85 C	

Note:

1. 1/10 Duty Cycle, 0.1ms Pulse Width.



Recommended Soldering Pattern



Tape Specifications

